

**ESADE CAMPUS**

The ESADE campus in Barcelona spans 29,475 m2 and is located in Pedralbes, one of the city's most attractive residential areas. Its facilities are located close to Avenida Diagonal and one of the city's university districts. Our campus is surrounded by parks and gardens and includes all the resources and services demanded of academic and university life.

The Barcelona-Pedralbes Campus houses our Law (undergraduate and Master's) and Executive Education programmes.

**ESADE BARCELONA – LAW SCHOOL**

*Av. Pedralbes, 60-62, 08034 Barcelona (Building 1)*

**Programmes offered:**

1. Undergraduate Degree in Law (GED)
2. Undergraduate Degree in Law (GED) and Bachelor in Global Governance
3. Double Degree in Business Administration and Law

*Marqués de Mulhacén, 40-42, 08034 Barcelona (Building 2)*

**Programmes offered:**

1. Master's in Law
2. Post-graduate and refresher programmes

**ESADE BARCELONA – BUSINESS SCHOOL**

*Avinguda d'Esplugues, 92-96, 08034 Barcelona (Building 3)*

**Programmes offered:**

1. Executive MBAs
2. Open Programmes
3. Custom Programmes
4. Executive Masters



ESADE Barcelona (Building 1)



**SERVICES**

- Library - Information and Knowledge Service (SIC) *(Building 2)*
- ATM *(Building 1)*
- Cafeterias *(Buildings 1, 2 y 3)*
- Car Park *(Buildings 1 y 3)*
- Executive Education Office *(Building 3)*
- Law School Office *(Building 1)*
- ESADE Alumni *(Building 1)*

**BUILDING HOURS**

- BUILDING 1**  
**September:** Monday to Friday, 8.30 am to 10.00 pm  
**October-June:** Monday to Friday, 8.00 am to 12.00 am
- BUILDING 2**  
**September:** Monday to Friday, 7.30 am to 8.00 pm  
**Saturday:** 9.00 am to 2.00 pm  
**October-June:** Monday to Friday, 7.00 am to 12.00 am
- BUILDING 3**  
**September:** Monday to Friday, 7.30 am to 10.00 pm  
**Saturday:** 9.00 am to 2.30 pm  
**October-June:** Monday to Friday, 7.30 am to 10.00 pm  
**Saturday:** 8.00 am to 2.30 pm

**HOW TO GET HERE**

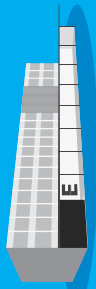
ESADE is only 15 minutes away by car from the Barcelona-El Prat Airport. The area is easy to access from both downtown and outside the city by car and public transport.

**BUS:**  
 Several city bus lines have stops near ESADE 22, 63, 64, 75 and 78

**METRO:**  
 The closest stop to Building 1 is **María Cristina (L3)**; to Building 3 it's **Palau Reial (L3)**. Both stops are approximately 500 meters from the respective buildings.

**FERROCARRILS DE LA GENERALITAT DE CATALUNYA (FGC):**  
 The closest commuter train station is **Reina Elisenda (L6)**, approximately 250 m from ESADE.

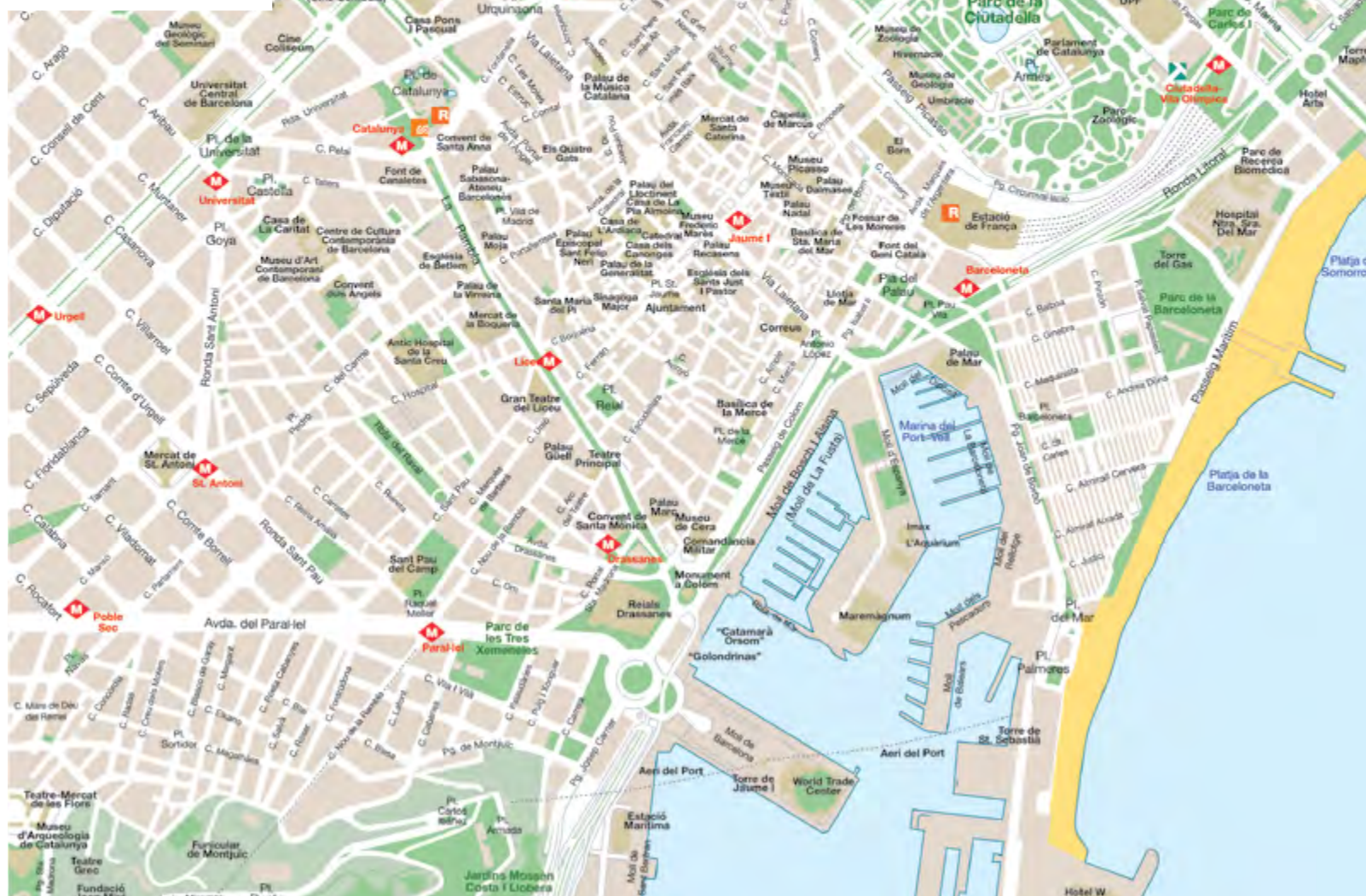
**BICING:**  
 Bicing is Barcelona's bike hire programme. There are bike stations throughout the entire city, connecting you easily and sustainably to our Pedralbes Campus.



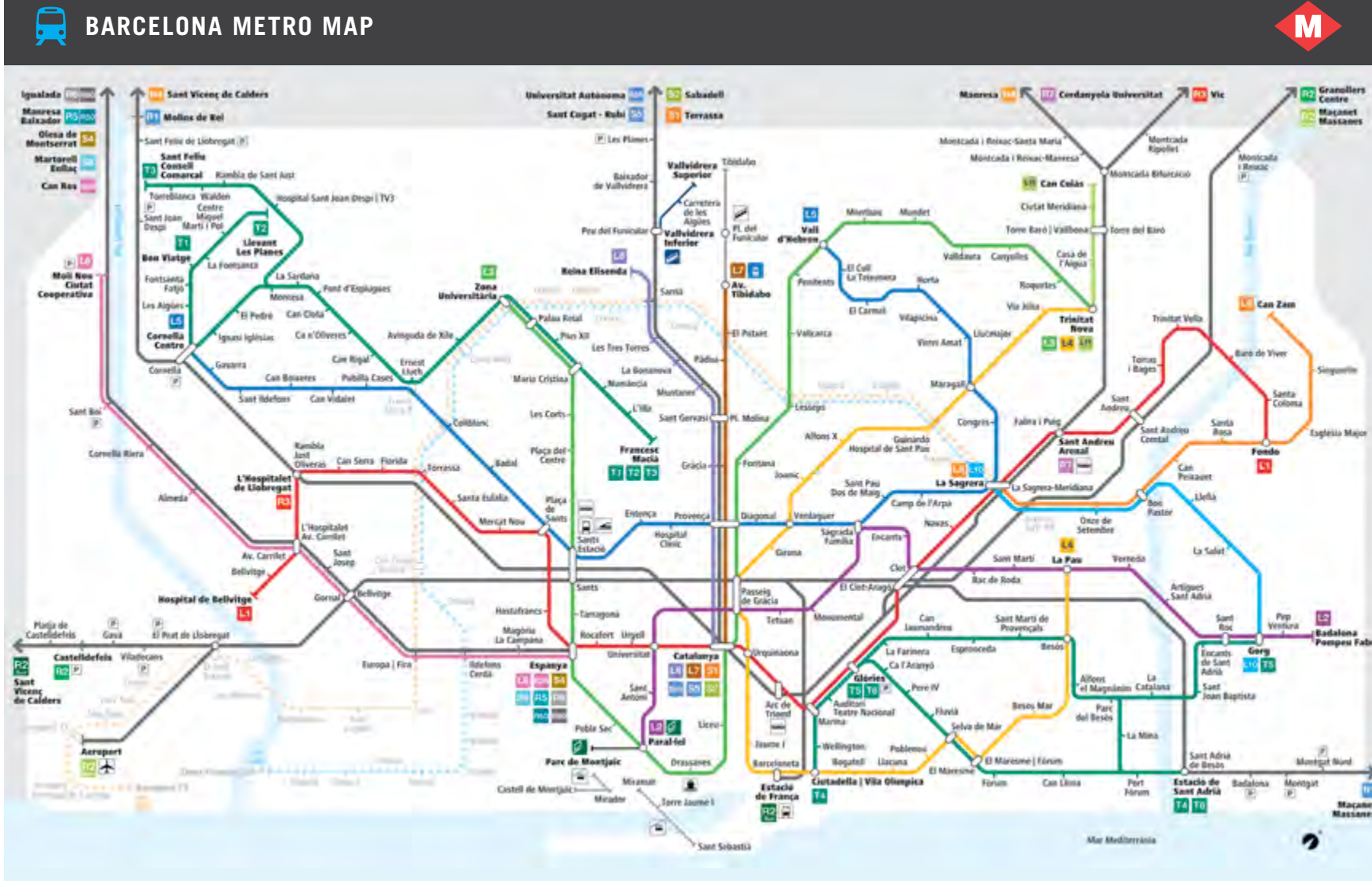
**ESADE**

ESADE BARCELONA - PEDRALBES CAMPUS

# MAP OF BARCELONA



## BARCELONA METRO MAP



## USEFUL TELEPHONE NUMBERS

- ESADE LAW SCHOOL RECEPTION**  
932 806 162
- ESADE EXECUTIVE EDUCATION RECEPTION**  
932 806 162
- EMERGENCIES** 112
- BARCELONA-EL PRAT AIRPORT**  
902 404 704
- METROPOLITAN POLICE** 092
- NATIONAL POLICE** 091
- TAXIS** 933 033 033
- BARCELONA INFORMATION**  
010 (within Barcelona)  
807 117 700 (outside the metropolitan area)
- BARCELONA METROPOLITAN TRANSIT AUTHORITY (TMB)**  
902 075 027 Monday to Friday, 8.00 am to 9.00 pm
- RENFE CUSTOMER SERVICE**  
902 320 320

## BCN APPS

- FCG** Vallès metro
- HAILO** Authorised drivers in Barcelona
- BCN AL MÒBIL** Barcelona Town Hall services for mobile devices
- TMB** Your transport service in Barcelona
- APP BICING** Public bicycle hire
- TRÀNSIT** Catalan traffic service

**ESADE**  
Ramon Llull University

**ESADE Barcelona – Law School**  
Av. Pedralbes, 60-62  
08034, Barcelona  
www.esade.edu/derecho  
Tel.: +34 932 806 162

**ESADE Barcelona – Business School**  
Avinguda d'Espingues, 92-96  
08034, Barcelona  
www.esade.edu/excd  
Tel.: +34 932 806 162